



ANDRITZ GROUP

INNOVATIVE TECHNOLOGIES FOR THE PLANET

A GLOBAL PARTNER FOR KEY INDUSTRIES THAT SHAPE THE WORLD

NOVEMBER 2022

ANDRITZ

ENGINEERED SUCCESS

THE ANDRITZ GROUP



ANDRITZ is a globally leading supplier of plants, equipment, systems, and services for the pulp and paper industry, the metalworking and steel industries, hydropower stations, pumps, solid/liquid separation in the municipal and industrial sectors as well as for animal feed and biomass pelleting

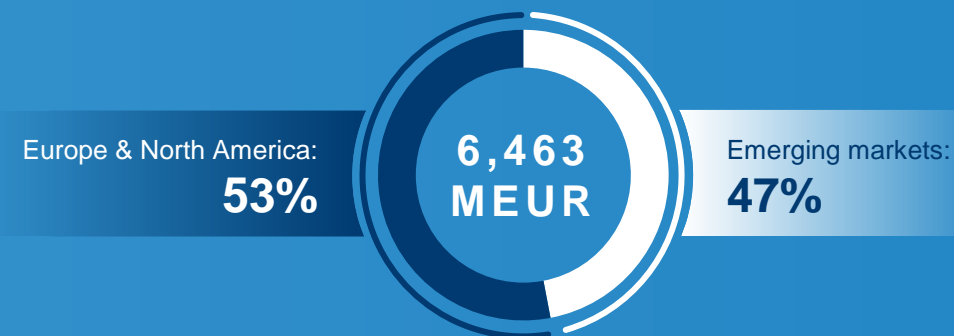


GLOBAL PRESENCE

Headquarter
**GRAZ,
AUSTRIA**

Production sites and service/
sales companies worldwide:
OVER 280

REVENUE BY REGION 2021



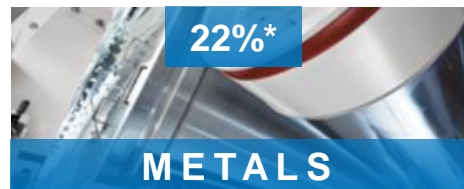
KEY FINANCIAL FIGURES

	UNIT	Q1-Q3 2022	2021
Order intake	MEUR	7,451.0	7,879.7
Order backlog (as of end of period)	MEUR	10,822.2	8,165.8
Revenue	MEUR	5,207.8	6,463.0
Net income (including non-controlling interests)	MEUR	262.3	321.7
Employees (as of end of period; without apprentices)	-	27,925	26,804

A WORLD MARKET LEADER WITH FOUR BUSINESS AREAS



- Equipment for production of all types of pulp, paper, tissue, and board
- Boilers for power generation
- Flue gas cleaning systems
- Plants for the production of nonwovens and panelboard
- Recycling and shredding solutions



- Presses/press lines for metal forming (Schuler)
- Systems for production of stainless steel, carbon steel, and non-ferrous metal strip
- Industrial furnace plants



- Electromechanical equipment for hydropower plants (turbines, generators)
- Pumps
- Turbo generators



- Equipment for solid/liquid separation for municipalities and various industries
- Equipment for production of animal feed and biomass pellets

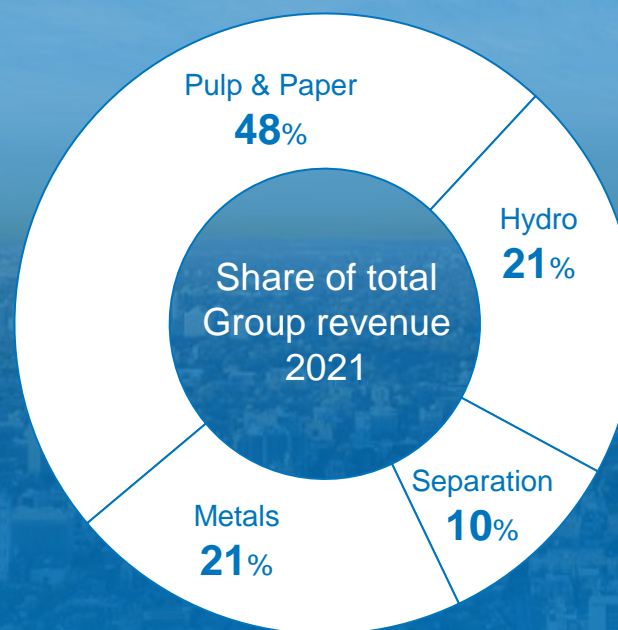
COMPANY PROFILE



Key financial figures per business area

PULP & PAPER	UNIT	Q1-Q3 2022
Order intake	MEUR	3,628.4
Revenue	MEUR	2,470.1
EBITA	MEUR	250.3
EBITA margin	%	10.1
Employees ¹⁾	-	12,462

METALS	UNIT	Q1-Q3 2022
Order intake	MEUR	1,554.8
Revenue	MEUR	1,133.8
EBITA	MEUR	40.9
EBITA margin	%	3.6
Employees ¹⁾	-	5,934

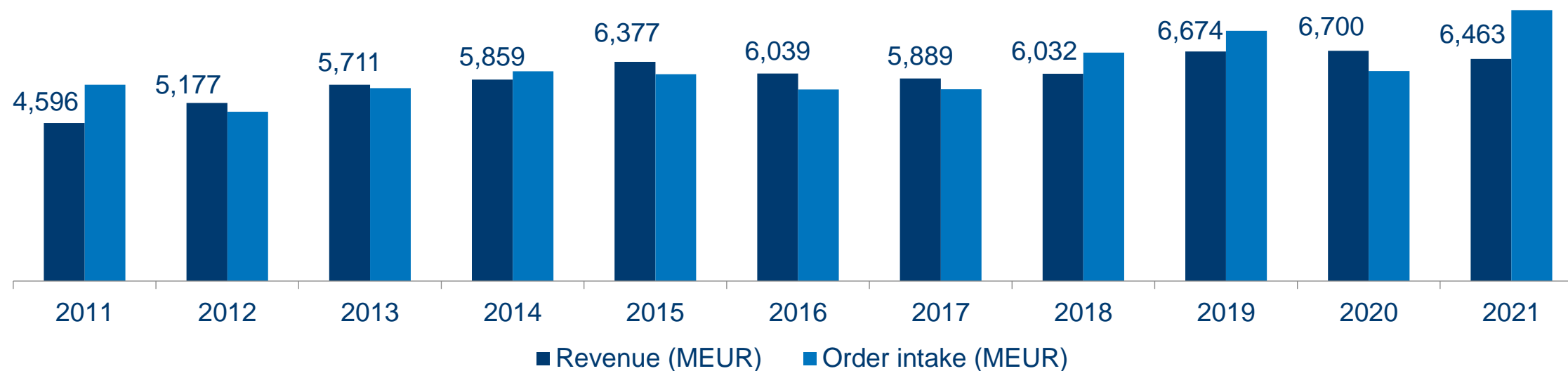


HYDRO	UNIT	Q1-Q3 2022
Order intake	MEUR	1,571.0
Revenue	MEUR	1,044.8
EBITA	MEUR	76.1
EBITA margin	%	7.3
Employees ¹⁾	-	6,817

SEPARATION	UNIT	Q1-Q3 2022
Order intake	MEUR	696.8
Revenue	MEUR	559.1
EBITA	MEUR	58.5
EBITA margin	%	10.5
Employees ¹⁾	-	2,712

1) As of end of period; without apprentices

LONG-TERM GROWTH BASED ON ACQUISITIONS AND ORGANIC EXPANSION



Compound Annual Growth Rate (CAGR) of Group revenue 2011-2021:
+3.5% p.a. (thereof approximately half from organic growth)

STRENGTHENING OF MARKET POSITION BY ACQUISITIONS



Acquisitions by business area since 2000

PULP & PAPER			METALS		HYDRO		SEPARATION		
2000	Ahlstrom Machinery	2011	AE&E Austria	2000	Kohler	2006	VA TECH HYDRO	2000	UMT
2000	Lamb Baling Line	2011	Iggesund Tools	2002	SELAS SAS Furnace Div.	2007	Tigép	2002	3SYS
2000	Voith Andritz Tissue	2011	Tristar Industries	2004	Kaiser	2008	GE Hydro business	2004	Bird Machine
2002	ABB Drying	2011	Asselin-Thibeau	2005	Lynson	2010	GEHI (JV)	2004	NETZSCH Filtration
2003	IDEAS Simulation	2012	AES	2008	Maerz	2010	Precision Machine	2004	Fluid Bed Systems
2003	Acutest Oy	2013	MeWa	2012	Bricmont	2010	Hammerfest Strøm	2005	Lenser Filtration
2003	Fiedler	2015	Euroslot	2012	Soutec	2010	Ritz	2006	CONTEC Decanter
2004	EMS (JV)	2016	SHW Casting Technologies	2013	Schuler	2011	Hemicycle Controls	2009	Delkor Capital Equipment
2005	Cybermetrics	2017	Paperchine	2013	FBB Engineering	2018	HMI	2009	Frautech
2005	Universal Dynamics Group	2018	Novimpianti	2014	Herr-Voss Stamco			2010	KMPT
2006	Küstners	2018	Diatec	2016	Yadon			2012	Gouda
2006	Carbona	2018	Xerium	2016	AWEBA			2013	Shende Machinery
2006	Pilão	2019	Kempulp	2017	Powerlase (80%)			2016	ANBO
2007	Bachofen + Meier	2020	Enviroburners	2018	Farina Presse				
2007	Sindus	2021	Laroche	2018	ASKO				
2008	Kufferath	2021	GE Steam Power	2022	Sovema Group				
2009	Rollteck	2022	Bonetti Group						
2010	Rieter Perfojet	2022	J. Parpala						
2010	DMT/Biax	2022	ĐURO ĐAKOVIĆ TEP						

GROUP STRATEGY AND LONG-TERM GOALS



SAFETY, TECHNOLOGICAL & COST LEADERSHIP

- Become preferred supplier by virtue of safety, technology, quality, and references
- Development of innovative and sustainable technologies through intensive R&D
- Focus on digitalization to support our customers in reaching their goals with regard to safety, productivity, operating costs, energy efficiency, and environmental protection
- Offer best ROI for our customers

GLOBAL AND LOCAL PRESENCE

- Continue expanding worldwide presence
- Offer best possible service close to our customers
- Further relocate manufacturing capacities to emerging markets



EXTEND MARKET POSITION

- Serving markets with long-term and sustained growth potential
- Extending existing position in Europe and North America
- Making use of the growth and revenue opportunities in the emerging markets of South America and Asia

LONG-TERM PROFITABLE GROWTH

- Focus on markets with high growth rates
- Expansion of product portfolio through organic growth (R&D) and acquisitions
- Achieve annual revenue growth averaging 5-8% depending on market growth and acquisitions

AROUND 27,900 EMPLOYEES WORLDWIDE




Approximately 3,400 employees at seven locations in **Austria**
(Graz, Vienna, Linz, Weiz, Raaba-Grambach, Gloggnitz, and St. Pölten)

	Q1-Q3 2022	2021	+/-
Europe	14,130	13,971	+1%
North America	3,941	3,643	+8%
South America	3,980	3,615	+10%
China	3,683	3,461	+6%
Asia (without China), Africa, Australia	2,191	2,114	+4%
Total	27,925	26,804	+4%

EMPLOYEES BY BUSINESS AREA

SEPTEMBER 30, 2022



EMPLOYEES BY REGION

SEPTEMBER 30, 2022



KEY FIGURES Q3 / Q1-Q3 2022 AT A GLANCE



	UNIT	Q3 2022	Q3 2021	+/-	Q1-Q3 2022	Q1-Q3 2021	+/-	2021
Order intake	MEUR	2,683.4	1,461.0	+83.7%	7,451.0	5,052.8	+47.5%	7,879.7
Order backlog (as of end of period)	MEUR	10,822.2	7,341.9	+47.4%	10,822.2	7,341.9	+47.4%	8,165.8
Revenue	MEUR	1,890.8	1,521.5	+24.3%	5,207.8	4,548.5	+14.5%	6,463.0
EBITA	MEUR	152.6	127.3	+19.9%	425.8	365.0	+16.7%	546.5
Net income (including non-controlling interests)	MEUR	98.4	75.3	+30.7%	262.3	210.1	+24.8%	321.7
Cash flow from operating activities	MEUR	29.4	30.7	-4.2%	442.6	183.7	+140.9%	529.6
Capital expenditure	MEUR	39.4	29.0	+35.9%	119.9	89.1	+34.6%	160.1
Liquid funds	MEUR	1,941.3	1,515.6	+28.1%	1,941.3	1,515.6	+28.1%	1,837.9
Net liquidity	MEUR	881.9	377.4	+133.7%	881.9	377.4	+133.7%	703.3
Net working capital	MEUR	-321.9	95.5	n.a.	-321.9	95.5	n.a.	-150.1

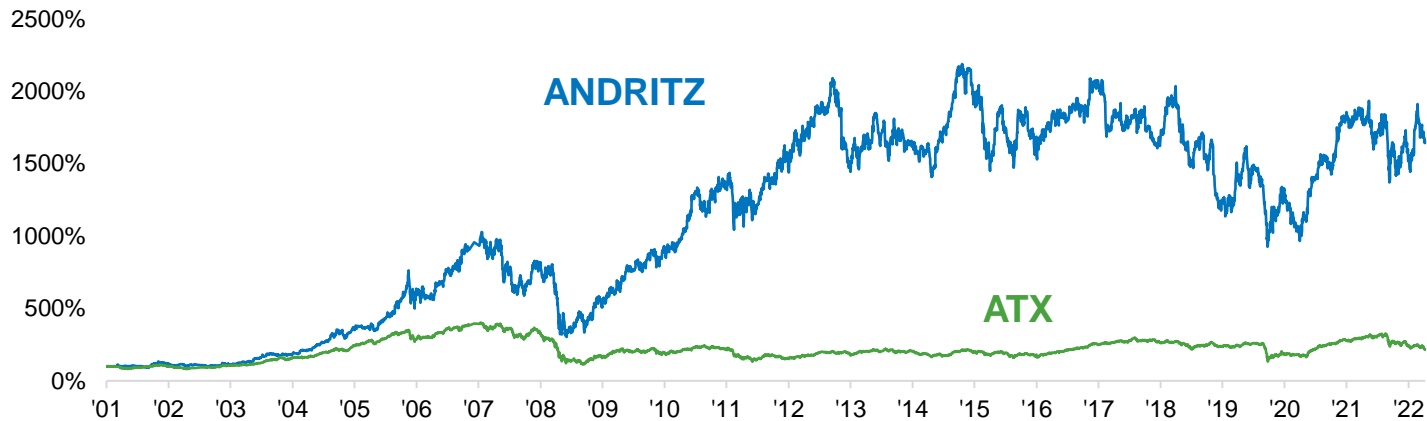
Strong decrease in net working capital mainly due to receipt of advance payments for new large orders in Pulp & Paper and Hydro

ANDRITZ SHARE

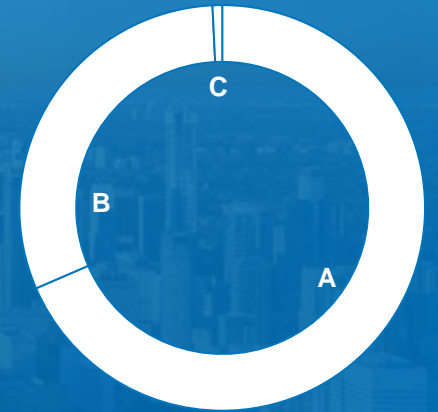


PERFORMANCE Q1-Q3 2022: -3.8% (ATX: -30.3%)
 PERFORMANCE SINCE IPO (JUNE '01): +1,559% (ATX: +118%)

MARKET CAPITALIZATION (AS OF SEPTEMBER 30, 2022)
4.5 BILLION EUR



SHAREHOLDER
 STRUCTURE
 AS OF
 SEPTEMBER 30, 2022



A	Free float	68.51%	} Wolfgang Leitner (Member Supervisory Board ANDRITZ AG)
B	Custos Vermögensverwaltungs GmbH	30.72%	
C	Cerberus Vermögensverwaltung GmbH	0.77%	

BROAD PRODUCT OFFERINGS IN DIGITALIZATION



With the **technology brand Metris**, ANDRITZ offers a broad portfolio of intelligent, digital solutions and products

- FULLY TAILORED** ▶ for individual customer needs
▶ to optimize industrial procedures and processes



RESULTS FOR THE CUSTOMERS

- Improving safety
- Enhancing plant efficiency and profitability
- Optimizing the use of resources
- Constant and highest product quality
- Avoiding production downtime
- Maximum user-friendliness, e.g. easy control via smartphone/tablet PC/smartglasses



„WE CARE“ - THE ANDRITZ ESG PROGRAM



Sustainability has always been an integral part of ANDRITZ's corporate policy

It is a decisive factor in order to be successful in the long-term and is an important element of the company's corporate policy and strategy

OUR ESG VISION

We are amongst the best in class regarding sustainability in the markets we serve and we create maximum value added for all our stakeholders.

As a leader in sustainability, we focus on responsible corporate governance and on ensuring a safe and viable future for society, our employees, and all other stakeholders as well as on creating sustainable and durable products that contribute towards conserving natural resources and protecting the environment and climate.





WHAT WE WANT TO ACHIEVE: OUR ESG GOALS AT A GLANCE

ENVIRONMENTAL

- Reduce green house gas emissions by **50%** until end of 2025
- Reduce waste volume by **10%** until end of 2025
- Reduce water consumption by **10%** until end of 2025
- Increase revenue from sustainable solutions and products to over **50%** until end of 2025



SOCIAL

- Reduce annual accident frequency rate (>1 day's absence) by **30%** compared to the preceding year
- Increase the proportion of women in the workforce
- Reduce fluctuation rate due to voluntary departures to **5%** by the end of 2022



GOVERNANCE

- Audited suppliers by 2025* **85%** of procurement volume
- Implement and continuously monitor **highest corporate compliance standards**
Goal: no infringements
- Detect company risks at an early stage
Goal: no event-driven profit warnings



* Accumulated external purchasing volume from suppliers with an annual purchasing volume of over 250,000 EUR and who are audited using the standardized, online Supplier Relationship Management tool

SAFETY AT ANDRITZ



We strive for **ZERO ACCIDENTS**

OVER THE PAST YEARS

AFR* reduced
BY APPROX. 30%
(every year)

TARGET 2022

Reduce the AFR*
BY FURTHER 30%
(AFR 2021: 3.1)

**TAKE GOOD
CARE OF
YOURSELF!**

We are **constantly improving** and **monitoring** our safety performance



MEDIUM-TERM GOAL

- have all employees working under ISO 45001 certification
- get them comprehensive safety training

OUR MISSION, VISION, AND VALUES



„We love what we do and we do everything to make sure that our customers succeed“

ANDRITZ

ENGINEERED SUCCESS

OUR MISSION

We drive the success of our customers through **innovative and quality engineering and services**, and we form strong and sustainable relationships – with a positive impact for key industries and for the planet. The world keeps changing, our passion stays the same.

OUR VISION

In our chosen markets, we are **global leaders with a passion for innovative engineering solutions**. As technology and quality leader, we create sustainable value for our customers and shareholders, thus ensuring the continuation of our long-term profitable growth.

OUR VALUES

We at ANDRITZ all share the same core values that define how we act and what we stand for.



Passion



Partnership



Perspectives



Versatility

ANDRITZ, a global leader in passionate and innovative engineering

LEGAL DISCLAIMER



© ANDRITZ AG 2022

This presentation contains valuable, proprietary property belonging to ANDRITZ AG or its affiliates (“the ANDRITZ GROUP”), and no licenses or other intellectual property rights are granted herein, nor shall the contents of this presentation form part of any sales contracts which may be concluded between the ANDRITZ GROUP companies and purchasers of any equipment and/or systems referenced herein. Please be aware that the ANDRITZ GROUP actively and aggressively enforces its intellectual property rights to the fullest extent of applicable law. Any information contained herein (other than publically available information) shall not be disclosed or reproduced, in whole or in part, electronically or in hard copy, to third parties. No information contained herein shall be used in any way either commercially or for any purpose other than internal viewing, reading, or evaluation of its contents by recipient and the ANDRITZ GROUP disclaims all liability arising from recipient’s use or reliance upon such information. Title in and to all intellectual property rights embodied in this presentation, and all information contained therein, is and shall remain with the ANDRITZ GROUP. None of the information contained herein shall be construed as legal, tax, or investment advice, and private counsel, accountants, or other professional advisers should be consulted and relied upon for any such advice.

All copyrightable text and graphics, the selection, arrangement, and presentation of all materials, and the overall design of this presentation are © ANDRITZ GROUP 2022. All rights reserved. No part of this information or materials may be reproduced, retransmitted, displayed, distributed, or modified without the prior written approval of Owner. All trademarks and other names, logos, and icons identifying Owner’s goods and services are proprietary marks belonging to the ANDRITZ GROUP. If recipient is in doubt whether permission is needed for any type of use of the contents of this presentation, please contact the ANDRITZ GROUP at welcome@andritz.com.